

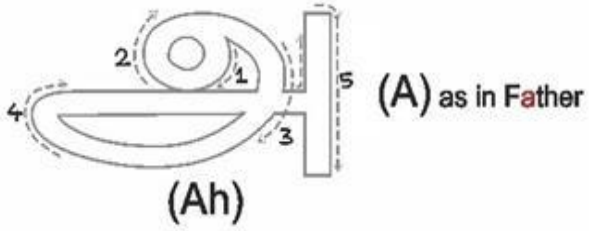
டார்ட்போர்ட் தமிழ் அறிவியற் கழகம்  
Dartford Tamil Knowledge Centre



குழந்தைகளுக்கான  
பயிற்சி ஏடுகள்  
தமிழ்மொழி

முழுப்பெயர்: .....

Learn it.. Write it.. Color it..



அம்மா  
Amma  
(Mother)


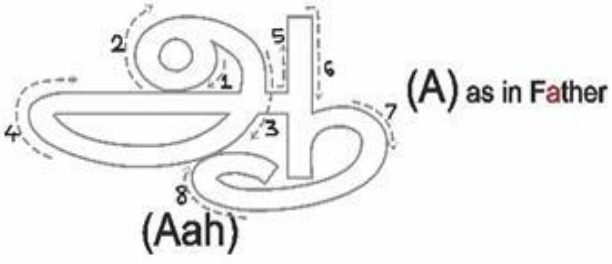
Steps to write the letter:



பெயர்: \_\_\_\_\_  
(Name)

தேதி: \_\_\_\_\_  
(Date)


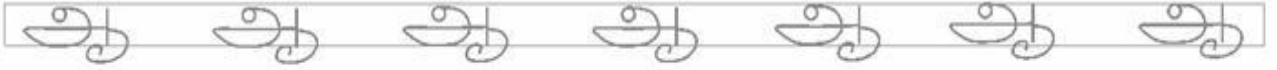
Learn it.. Write it.. Color it..



Steps to write the letter:



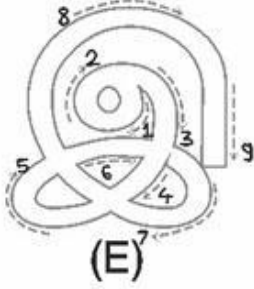
ஆமை  
Aamai  
(Turtle)



பெயர்: \_\_\_\_\_  
(Name)

தேதி: \_\_\_\_\_  
(Date)

Learn it.. Write it.. Color it..



(E) as in Sea



இசை  
Isai  
(Music)

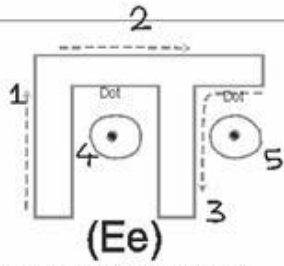
Steps to write the letter:



பெயர்: \_\_\_\_\_  
(Name)

தேதி: \_\_\_\_\_  
(Date)

Learn it.. Write it.. Color it..



(Ee) as in **E**aster / **S**heep



**F**  
Ee  
(House Fly)

Steps to write the letter:

Blank line for writing practice.

Blank line for writing practice with dotted 'Ee' for tracing.

Blank line for writing practice with dotted 'Ee' for tracing.

Blank line for writing practice with dotted 'Ee' for tracing.

Blank line for writing practice with dotted 'Ee' for tracing.

Blank line for writing practice.

Blank line for writing practice.

Blank line for writing practice.

Blank line for writing practice.

Blank line for writing practice.

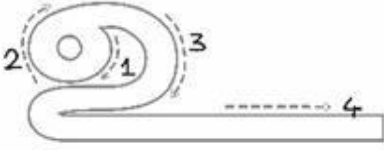
Blank line for writing practice.

Blank line for writing practice.

பெயர்: \_\_\_\_\_  
(Name)

தேதி: \_\_\_\_\_  
(Date)

Learn it.. Write it.. Color it..



(U/O) as in Put/Would



(Uh)

Steps to write the letter:



உரல்  
Vural

(Traditional Grinder)



பெயர்: \_\_\_\_\_  
(Name)

தேதி: \_\_\_\_\_  
(Date)

Learn it.. Write it.. Color it..



(uu/oo) as in Cute/Oops

(Uuh)

Steps to write the letter:



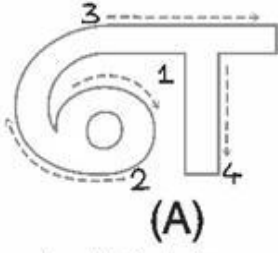
ஊஞ்சல்  
Uunjal  
(Swing)




பெயர்: \_\_\_\_\_  
(Name)

தேதி: \_\_\_\_\_  
(Date)

Learn it.. Write it.. Color it..



(A) as in Say



Steps to write the letter:



எலி  
Yeli  
( Rat )

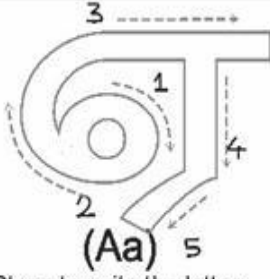


பெயர்: \_\_\_\_\_  
(Name)

தேதி: \_\_\_\_\_  
(Date)



Learn it.. Write it.. Color it..



(a) as in Maid



Steps to write the letter:



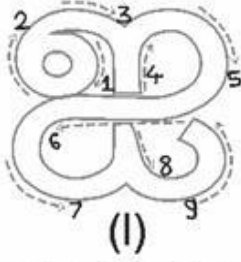
ஏணி  
Yenni  
(Ladder)



பெயர்: \_\_\_\_\_  
(Name)

தேதி: \_\_\_\_\_  
(Date)

Learn it.. Write it.. Color it..



(ஐ) as in Ice cream



ஐந்து  
Ayindhu  
(Five)

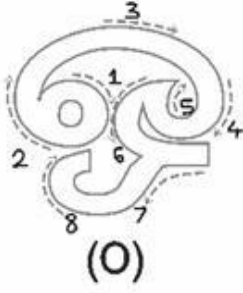
Steps to write the letter:



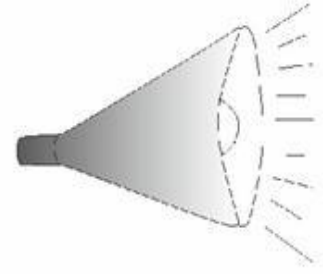
பெயர்: \_\_\_\_\_  
(Name)

தேதி: \_\_\_\_\_  
(Date)

Learn it.. Write it.. Color it..




(ஓ) as in Soda



Steps to write the letter:



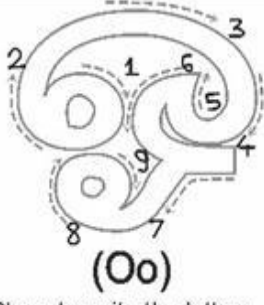
ஓலி  
Oli  
(Sound)




பெயர்: \_\_\_\_\_  
(Name)

தேதி: \_\_\_\_\_  
(Date)

Learn it.. Write it.. Color it..



(O) as in Ocean



ஓடம்  
Odam  
(Small Boat)

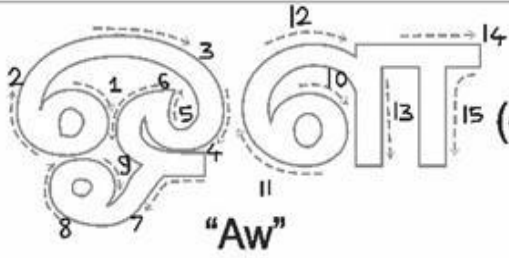
Steps to write the letter:



பெயர்: \_\_\_\_\_  
(Name)

தேதி: \_\_\_\_\_  
(Date)

Learn it.. Write it.. Color it..



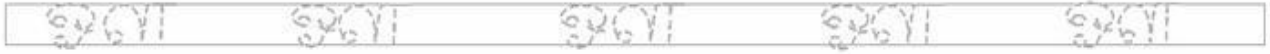

(ou/aw/av) as in **Out** / **Avenue**



ஓளவையார்  
Avvaiyar

(Traditional ethical old lady)

Steps to write the letter:



பெயர்: \_\_\_\_\_  
(Name)

தேதி: \_\_\_\_\_  
(Date)

Learn it.. Write it.. Color it..



(ak) as in Yak



(akku)

Steps to write the letter:



akku

பெயர்: \_\_\_\_\_  
(Name)

தேதி: \_\_\_\_\_  
(Date)

நன்றி Study Village